

# Virginia: I-81 Corridor



Virginia has implemented a voice-activated 511 service hosted by TellMe Networks. 511 service is a primary element of the "Travel Shenandoah" program, a real-time traffic, traveler services, and tourism information service for Virginia's I-81 corridor. Travel Shenandoah is provided as a cooperative venture of the Virginia Tech Transportation Institute (VTTI) and the Shenandoah Telecommunications Company SHENTEL, under the sponsorship of the Virginia Department of Transportation (VDOT) and the Virginia Tourism Corporation (VTC). Accompanying the 511 service is a traveler information website. For more information visit [www.511virginia.org](http://www.511virginia.org).

## Contact Information:

Scott Cowherd

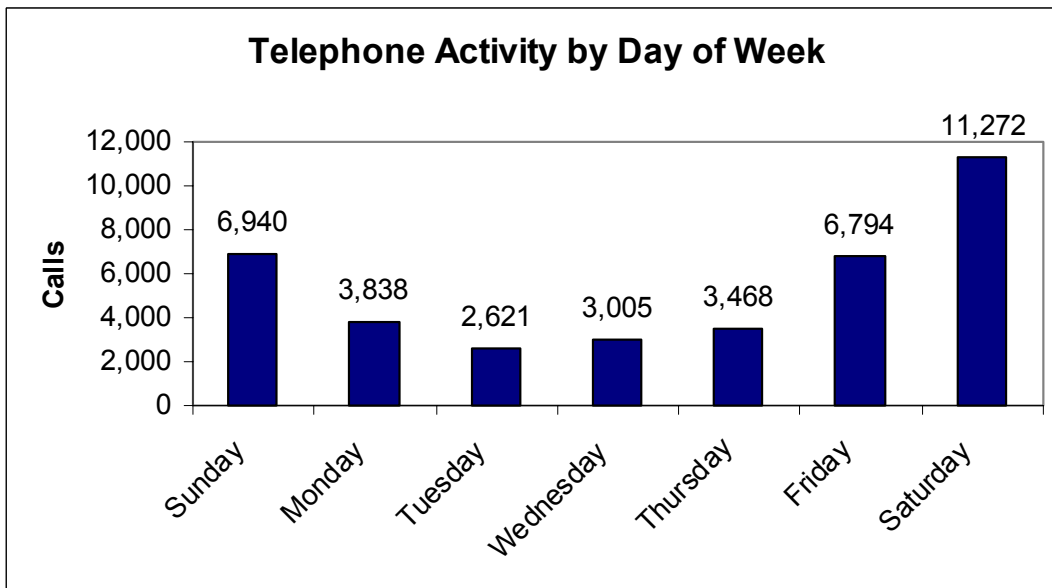
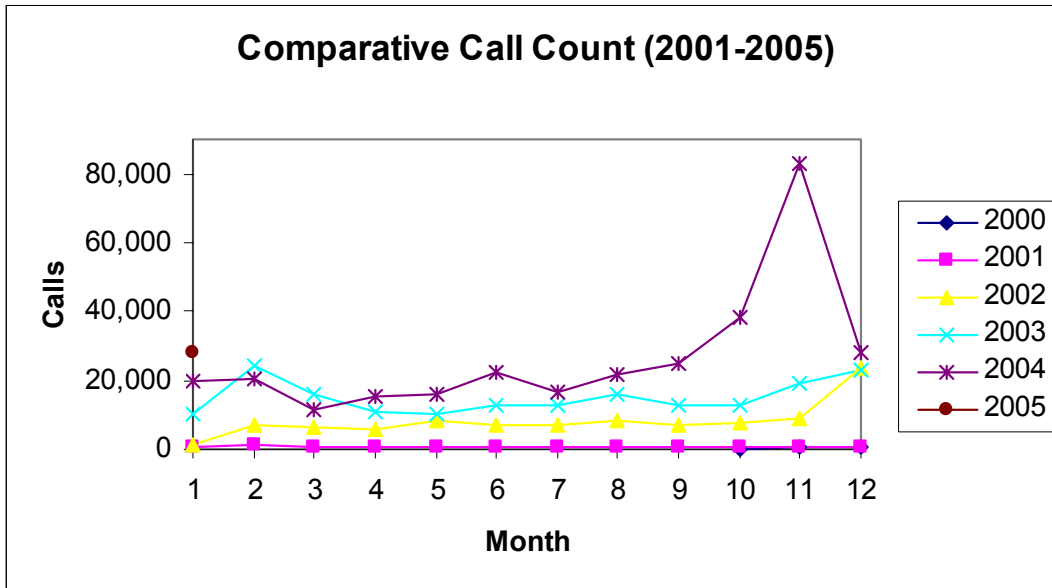
(804) 786-2451

[scott.cowherd@virginiadot.org](mailto:scott.cowherd@virginiadot.org)

## January 2005 Telephone Statistics

511 Telephone Summary	
Total Calls (January)	28,338
Total Minutes (January)	35,906
Average Call Length (seconds)	76
Calls Since Launch of 511	633,870
Total Minutes Since Launch of 511	1,035,740





In State vs. Out of State	
In State	69%
Out of State	31%



Wireless vs. Wireline	
Wireless	66%
Wireline	34%

Calls by Carrier	
US Lec of Tennessee	789
AT&T	1,033
Central Telephone	1,038
United Inter-Mountain Telephone	1,633
Nextel	1,673
VA Telephone Company (Sprint)	1,888
Sun Com-Triton PCS	2,587
Virginia PCS Alliance	2,837
Verizon	11,003
Sprint Spectrum, L.P.	13,912

Call Origins	
Virginia	26,231
Tennessee	2,514
North Carolina	1,564
Pennsylvania	1,029
Maryland	936
New York	553
Texas	429
West Virginia	389
Florida	367
Georgia	354



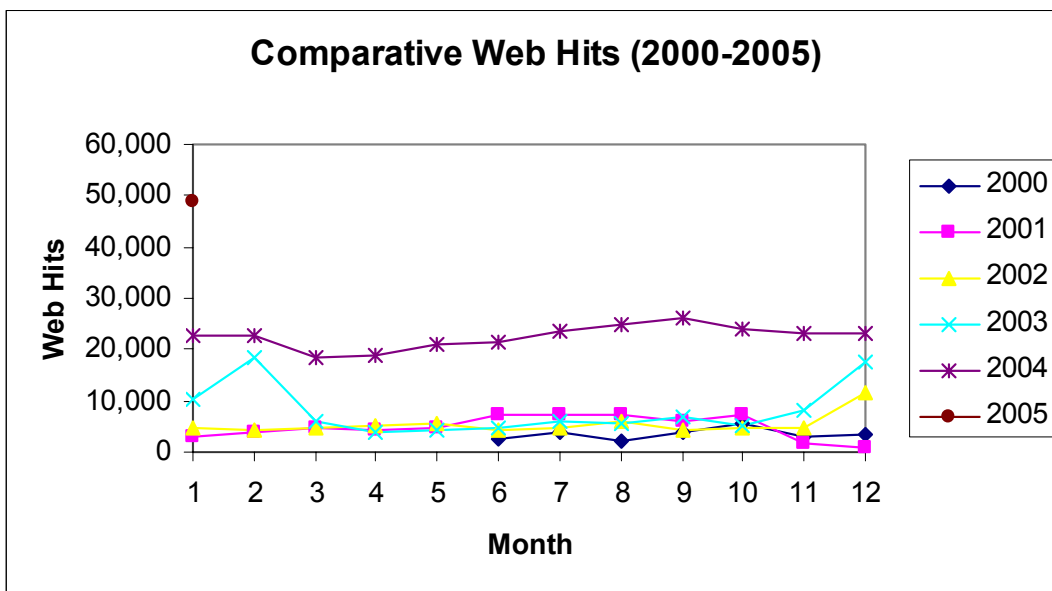
<b>Information Accessed</b>	
Traffic	71%
Road Conditions	13%
Weather	14%
Construction	1%
Services	1%
Transfers	< 1%

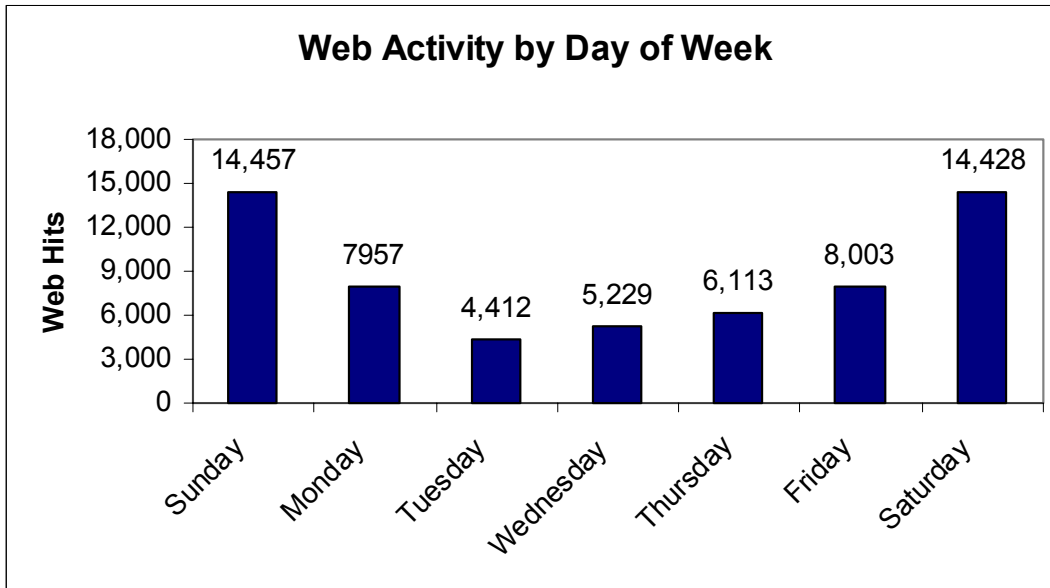
<b>Traveler Services Accessed</b>	
Parks & Natural Wonders	21
Camping & Cabins	23
Festivals & Theatres	26
Shopping	36
Fine Dining	37
Family Dining	42
Road Service	46
Coffee & Dessert	47
Fast Food	122
Hotels & Motels	131



**January 2005 Website Statistics**

Website Summary	
Hits (January)	48,972
Busiest Hour	4 PM (3,722)
Busiest Day of Week	Sunday (14,457)
Busiest Day of Month	Sunday, January 30 (5,062)
Average Hits per Day	1,954
Average Page Views per Day	7,578
Hits Since Tracking Began in July 2000	542,727





Information Accessed	
Events	885
Trip Mapping	1,129
Services	2,810
Traffic	3,234
Weather	3,530
Road Conditions	5,186
Transportation	15,047
Homepage	30,669



# Southeast Florida



SunGuide is a cooperative effort of transportation agencies throughout the tri-county area of Florida incorporating Broward, Miami-Dade and Palm Beach counties. Just as private companies used technology to create

paggers and hi-tech phone lines, SunGuide agencies use satellites and fiber optic technology to help travelers pay tolls without stopping and to make traffic signals on roads work at increased levels of efficiency. One of the best ways to reduce congestion is to give motorists precise and current information about traffic conditions. Southeast Florida has developed a 511 system to provide this information to travelers. A statewide 511 system is currently under development. For more information visit <http://www.sunguide.org>.

**Contact Information:**

Gene Glotzbach

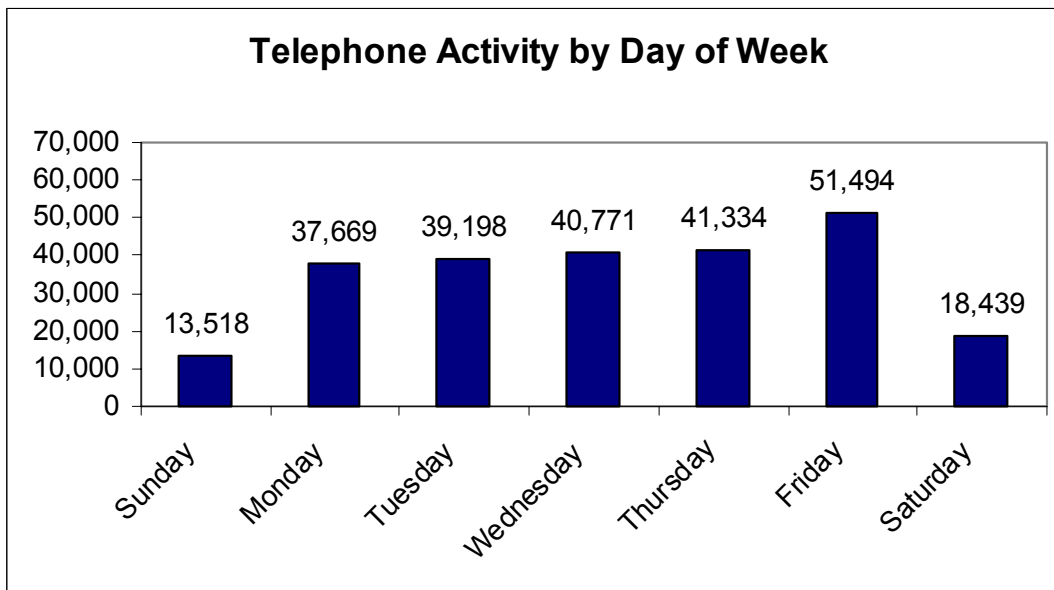
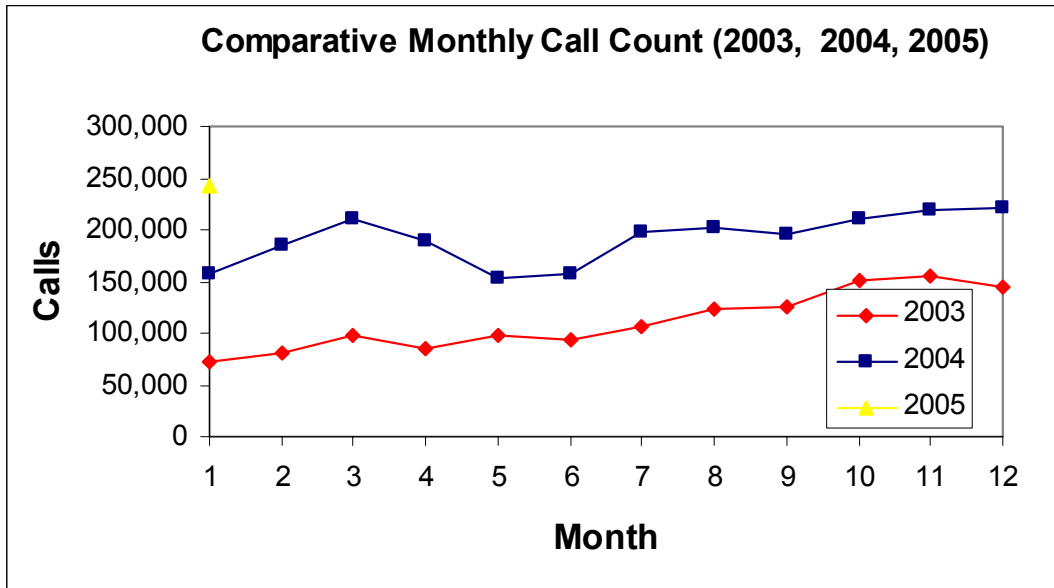
(850) 410-5616

[gene.glotzbach@dot.state.fl.us](mailto:gene.glotzbach@dot.state.fl.us)

## January 2005 Telephone Statistics

511 Telephone Summary	
Call Count (January)	242,223
Total Weekday Calls (January)	210,466
Average Call Length (seconds)	74.9
Highest Weekday Call Count	17,945 (Friday, January 14)
Total Weekend Including Holiday Calls	31,757
Highest Weekend Including Holiday Calls	5,018 (Saturday, January 15)
<b>Total Calls Since Launch of 511</b>	<b>4,298,491</b>





Calls by Carrier	
Cingular	12,151
Landline	132,691
Nextel	27,634
SprintPCS	30,014
Verizon	21,704
T-Mobile	18,028

**Website Statistics**

Website Visit Summary	
Total Web Hits	384,910
Total Web Page Hits Since Launch of 511	6,453,079

